

Boston Tea Party

By T.H. Murrey

Fibonacci Ratio “traders” predict reverses off: 38.2% - 61.8% of random extremes. Oxymoron: Make Exact Future Predictions off random chance extremes: highs and lows you are allowed to choose yourself, when you are not qualified, nor do you have the track record, that proves you know you are setting your life’s savings against the “pros” who, “laugh when you lose.”

Vegas would go broke in 13 weeks, if they offered you games of chance, set to the same rules, “traders” use to trade (invest).

Harrah’s and Steve Wynn would go broke into Chapter 11, in 128 gambling days, if they didn’t know, within 1/2 of one percent, their odds they would have their odds in the favor of the house.

WYNN and HET...Chart # 1.0a, 1.0b

Vegas will invite you to come to their city, house you, feed you, entertain you, and give you the exact odds, for every game, and you will (still) hear them “laugh when you lose.”

Howard Hughes, Elvis, The Mafia, The Mormon Church and Frank Sinatra and the Rat Pack, enjoyed the fruits of pleasure, of cash made from “laughing when you lose.”

Adults enjoy their mature (end) of their lives, giving back undeserved profits, by gambling at games of chance, with the worst odds over time. Which church gets yours?

Losing is a major part of life. “Losers” confirm they are what they do.

Maslow, Freud and Karen Horney surmised that Man was not (really) in his search for meaning, but was struggling to gather (gain) profits, in early life, so they could give them back, through games of chance, for the “guilt from ill gained profits.” Why do old people get dumber?

The SAT Test for high school seniors asks:

Which gambling method would produce the most profits, using the Buy and Hold Trading Strategy?

1) invest \$250.00 per week into a slot machine for \$1,000,000 pay off.

2) Invest \$ 250.00 per week into a 2 cent stock on the pink sheets?

Every, mature, retired adult will tell you, your odds are better in the slot machine, since they feed you free, plus all the alcohol you can drink, as long as you don’t fall off your seat: The American Dream.

Sir John Templeton, Billionaire used this method, after World War

ll and it worked.

He had a simple trading technique: buy low. He was willing to risk 2 cents per trade. He knew the exact bottom, so he didn’t care about the future highs: the skies the limit.

He bought 34 bankrupt stocks and only four failed. He made millions. He opened his Templeton Growth Fund in 1954.

Books have been written about John Templeton, from Tennessee. He bought worthless stocks worth 2,4414 cents.

Victor Johnson from Nashville bought a garbage dump, near the river, downtown, which turned into millions, by buying it 2 cents on the dollar. Every child in the US knows about Aladdin “lunch” boxes. Mr. Johnson made millions for 25 years. Murrey sat behind Mr. Johnson at V. University basketball games for 17 years. His son is the City’s District Attorney.

Murrey told Mr. Johnson about Murrey Math and the fact that all markets, reverse off one number. We used to walk at Radnor Lake early mornings, and talk about commodities: Natural Gas. Mr. Johnson’s father and other men brought Natural Gas to Nashville in 1949.

John Templeton was born in Winchester, Tennessee, in 1912.

He was a “thinker” risk taker “doer.”

Diana (Rose) Shore was born in Winchester, but moved to Nashville, to attend Hume Fogg High School with Murrey’s mother.

Tullahoma, Tennessee, is next to Winchester. The Old Stone Fort is located between the two cities, where it was protection back – 1875 years ago. It looks like Stonehenge in England, which was built 3,125 b.c. 1200 a.d. or 192 years ahead of Columbus, Cherokee Indian Chief Oconostata told John Sevier founder of Nashville, that his fathers passed down to him that Welch Prince Madoc, had come to the Stonehenge (blue stone copy) at Tullahoma.

John Templeton went to Wall Street from Nashville in 1937. Vanderbilt’s Dr. Kirkland (Hall) died in 1937. Ethelbert Murrey dies in 1937.

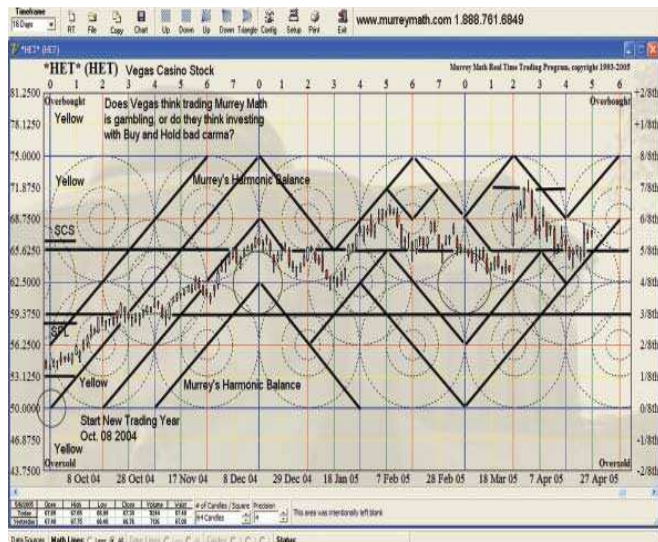
Betty Page, Miss Universe Pin Up, 1954 with Play Boy Magazine went to Hume Fogg High School and Peabody College.

Murrey saw her picture in Playboy in 1955 at Bradshaw Drug Store: go figure.

Minnie Pearl went to Peabody College.

Murrey has played tennis with her.

Every technical trading system, financial newsletter, teaching “guru,” knows to take any extreme high or low, and make extensions out (forward) from extreme lows and add 1.125%, x 8, then calculates



+ 38.2% and 61.8% of this potential higher range.

112.50 different trading systems are for sale, to traders, doing the same thing. What do they offer new: Nothing? What is new?

They brag that they have more Indicators, which are always late, that will signal a market reversal.

If you already know, the "potential" up targets, why depend on a "late" Indicator to tell you the results (late)?

The top 25 universities, in the US, don't offer any "technical analysis," training, since they don't teach young, high IQ students to trade. It would be easier to find a university teaching gambling odds or basket weaving.

They present investing, as a one way street, (Buy and Hold) as the only way to financial riches.

They have been taught by their higher "authority" that all things are random and chaotic. Are you qualified, to go against your higher authorities' theorms?

Everything is "anything" you believe.

If you are taught, all markets are random, all markets are random.

Ask 10,000 University professors, if all markets are random. They will agree.

Ask them to look at the Dow 30 Index and try and find the largest numbers this index reverses off. What will they see?

Ask them to use a Creagh Computer and run a Fourier Wave Transform Pattern Recognition Duplicator, and they will want to receive a federal grant of \$100,000, but they will not be able to publish their results.

Fourier Wave Transform Pattern: 24 hours each day, receives sound waves, from outer space, trying to find higher forms of "gamblers" about after life.

History Repeats Itself 100%

Feb. 17 2004... 32 Day Trading Frame
MM 0/8th 10,000 to MM 8/8th 10,625.00
Feb. 17 2005.... 32 Day Trading Frame
MM 0/8th 10,000 to MM 8/8th 10,625.00
Dow 30 Index 2004 - 2005 Chart... # 2.0

Both Charts (2004 - 2005) show you this market reversed almost every time 18.75 months later, off the same (10) MM Trading Lines. Who preaches markets are random? Can you convert? Can you "see" Truth?

We had two strong sell offs, down minus 546.875 points, in only seven trading days 18.75 months apart. It's easy, fun and profitable

just trading the MM #.

Murrey published these (13) numbers on these two charts, back in 1993, so you wouldn't have to "random guess trade."

There are no random markets: 1993 Murrey said, but no one listened.

Every stock broker, financial planner, or mutual fund adviser, who has been in the business, the past 18.75 months, remembers these two charts. These experts were looking at the same numbers Murrey was (is) every hour, everyday, every month, every year.

Why do they choose, to refuse, to see the obvious? Your higher authority controls you. Prove you can convert: leave them.

Are you Street Smart or Book Smart?

Book Smart asks for the federal funds.

Street Smart follows the money.

The average top 25 US University, charges \$43,750 per year, to teach high IQ students to invest with Buy and Hold Trading Strategy. It is simpler to not guess when.

UT graduates MBA professionals, who follow BRK.A (stock) held by Warren and Jimmy Buffet, who watched the Nasdaq Index move up from 2,500 in 1998 to 5,156.25 in 2000, but BRK. A stock, went down in July 17 1998, from \$84,375 to \$40,625, which is a loss of \$43,750 in 18.75 months.

UT Board of Director Mr. Jim Clayton, # 23 most powerful businessman in Tennessee (2000 Class), sold his corporation, Clayton Homes, which builds mobile homes, to Warren Buffet, since he read the book published in 1954, by John Searle, from England, predicting high winds from Africa, going through the southern US, in 2004, 2005 and 2006.

Warren Buffet gave certain UT MBA Graduates shares of BRK. B.

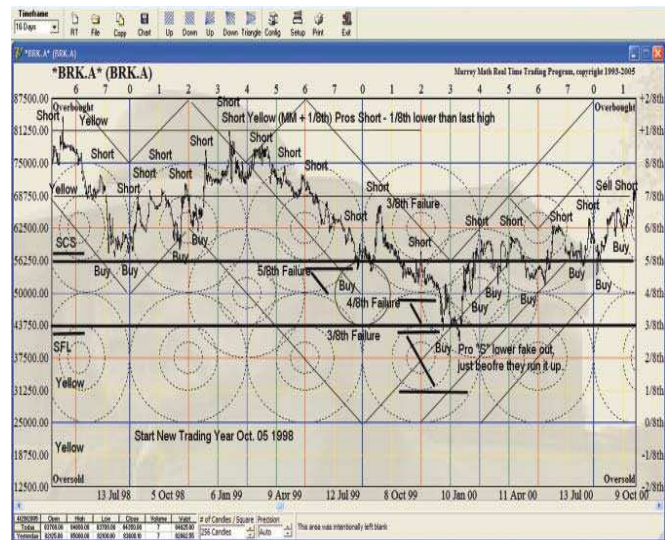
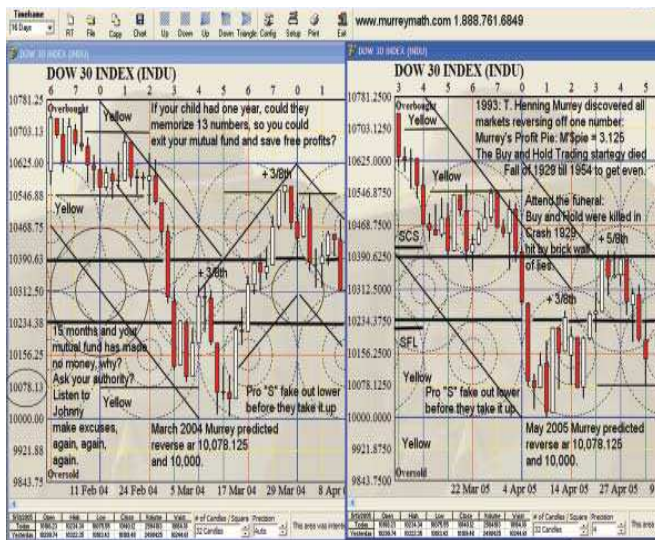
Are these UT MBA Graduates aware of the fall of BRK.A of - \$43,750, when the US made its fastest move up in the history of this country, since 1773?

Who cares if you learn Buy and Hold?
BRK.A.... Chart # 3.0

If you convert from "random guess trade for success," you will admit, then trade, and teach others, that all markets are reversing off musical tones, set to the Harmonic Pitch of Mother Earth: 43.75 hertz cycles per second. Ask your dog.

The Sacred Flute, of the American Indian, from East Tennessee, is set to 437.50 cycles per second.

The American Indians are descendents from Atlantis. Socrates



mentioned it.

43.75 divided by Murrey's Square Root: $.625 = 70$. This number equals Truth.

What family genealogy, traced itself back from its beginning in $5 \times 14 = 70$ groups? Who cares?

The average wage - earner, is saving money for retirement, thinking or accepting, the daily mantra: Buy and Hold Trading is actually investing: Sorry Charlie.

The public is "too busy" or too afraid, to "see things" from the base view: math.

The word math, math formulas, equations, percentages, square roots, will make the skin crawl and flash back to losses, or high school embarrassment, of being called on, to give an answer in class.

How can you expect to be "coached" to trade, when your mind goes back, to a failure, of past experiences, just as you enter a potential winning trade?

78.125% of all US public school students fear or hate math.

Socrates said in The New Republic: "mathematics was an absolute must in the education of all state leaders and philosophers."

Thoth of Smyrna (Tennessee) 2nd a.d. wrote in his book Mathematics Useful for Understanding Plato quotes Plato saying, "You amuse me, you who seem worried that I prove impractical studies upon you.

It does not (only) reside with mediocre minds, but all men, have difficulty, in persuading themselves, that is through these studies, as if with instruments, that one purifies the eye of the Soul, and that one causes a new fire to burn in this organ, which was obscured, and as though extinguished, by the shadows of the other sciences, an organ whose conservation is more important, than ten thousand eyes, since it is by it (math) alone, that we contemplate the truth."

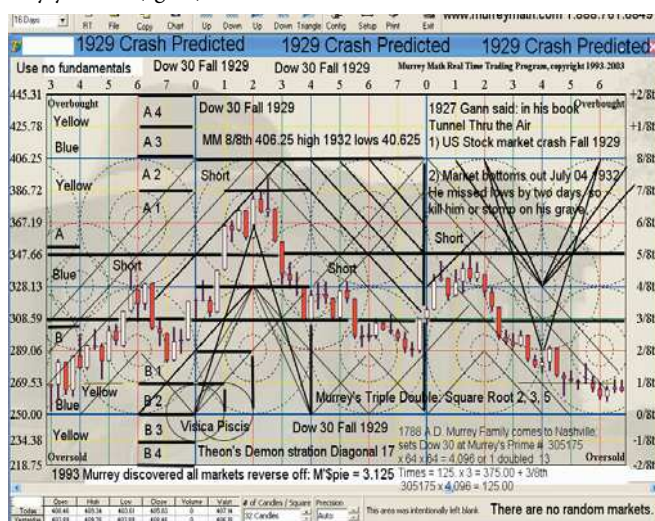
Eye Sight

Every "trader" making trading strategies on any market, is looking at the same numbers, but they don't see the same "strategy" as Murrey Math students, since "normal" humans have:

1) Bistable Illusions: translation: any two people see the same thing differently, plus, men and women see the same thing differently (emotionally),

2) Binocular Rivalry: translation: one eye "sees" conflicting realities, plus, you see from how you were "treated" the last trade, not this one,

3) Protective Veil: can't change or "convert" your habit, from emotion of how much you win or lose, not to: you are correct or know why you lost (again).



Has anything changed today?

MBA graduates learn a tragic lesson, as an adult, when they go from their MBA training, out into the "real" world of finance: you have to convert from "fundamentals," to math percentages, if you are able to survive against the other technical traders?

The Law of Contradiction: "If all people think, believe, teach, preach, all markets are random, then no market is random: 1993 Murrey said.

1993: Murrey used the Scientific Method: 125,000 MBA Experts per day, in the US are publishing, on the Internet, and through 100 different brokerage houses, on the same stocks (markets), so the fundamentals are built into the price every 24 hours. Don't waste your time studying fundamentals.

Who knows Fibonacci Ratio?

1) Hedge Fund Managers, who trade billions of dollars, daily, for the rich and famous, expect market reverses off the Fibonacci Ratio, from the last high or the last low. Ask them why?

2) Mothers, since The Great Flood, noticed their daughter's navel would shift, from birth, at 50% of their body, to the Fibonacci Ratio: 38.2% from the navel to the top of their head, at seventeen (17). What mother doesn't?

3) Tennessee Tobacco and cocaine brokers see the leaves branch out against the Fibonacci Ratio: 38.2% and 61.8%.

4) Nashville Doctors found that disease spreads: 1, 2, 3, 5, 8, 13, 21, 55, 89, 144 or the Fibonacci Ratio: 38.2% and 61.8%.

5) Rabbits procreate set to the Fibonacci Ratio: 38.2% and 61.8%.

6) (M51) Galaxy 3.125 Billion years ago: spun at 38.2% and 61.8% rotation out from its center core counter clockwise. Every Shepard knows it.

7) Modern - day football fans looks at Phil Fulmer's UT football team's 312.50 marching band members, perform at half time on 38.2% and 61.8% rotations.

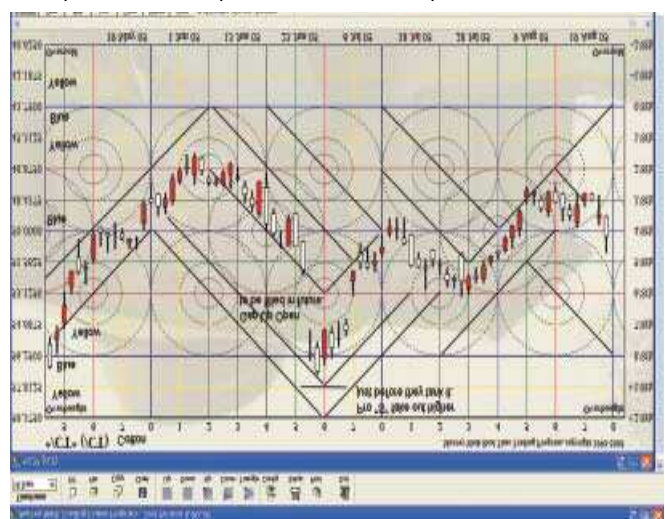
8) Pythagoras said: 552 b.c. "Look at a baby, then look at a woman at 12.50, the look at one at 17, then 30 years, what do you see changing?"

9) Socrates said: 400 b.c. "you ain't got it right, if you look at the stars, and you can't see the light." This could be in a song.

10) Math was formulated against star, moon, planet calculations, then it shifted to the hoarding of Gold, Silver and Copper, then it was discovered how to "weight load" gold coins with lead, to cheat the "poor."

Lux means light. Did you read "Lux?"

Do you look directly into the Sun, or do you know where moon-



light comes from?

11) Marcus Vitruvius Pollio, Roman architect, 70 b.c. architect counted the (64) different sets body-bone ratios set at 38.2% and 61.8% after 17 years of age.

12) Leonardo de Vinci 1524 with help from Luca Pacioli, presented The Divine Proportion and the world famous drawing "The Vitruvian Man."

13) Golgotha grave digger looked at the three crosses and proclaimed: "Philio Taxis: are they to be paid to Caesar for the three burials?"

14) The scribes and Pharoses ran to the Book of Numbers to research this family.

They wanted to know, his (lineage) connection, with the three men on the crosses. Who cares today?

15) A poor grape vine pruner said, "the three square roots (2, 3, 5) Pentagons with five pedals figure your taxis"

16) Female (5) mathematicians from Nazar, listened, which was 3.125 miles from where "who" was raised.

The scribes couldn't find a family in the Middle East: "Philio Taxis."

Could the future of man's math destiny, be fulfilled, if this numerology was still "hidden?" What cross do you bear?

What do you think the common man was thinking, as he watched the purple vinegar rag offered to the thirsty Nazar?

17) The navel of the "vitruvian man" (female) was 38.2% of his body at 17 years old forming a Pentagon (five points).

18) Wine and tea are from the same leaf and chemical compound, but the three men on the cross, were from three different trees:

- 1) Yew,
- 2) Dogwood,
- 3) Cedar.

The boats in Boston Harbor were of these (same) woods loaded with Enneagrams and Egyptian cotton.

100% Historical Truth:

US Boston Tea Party - December 17 1773

US (Born out of high taxes)

100% Historical Truth:

History repeats itself

17th Day of Nison: Exodus from Egypt

(Apocalypse 17th day of month): true?

100% Historical Truth:

History repeats itself

Noah's Arc came to rest on the mountain after 3 days on the 17th Day of Nison

100% Historical Truth:

History repeats itself

Vernal Equinox (day 17) 3rd day arose

Taxes paid to support your King's habits,

HELIOCENTRIC Astrology Really Works!

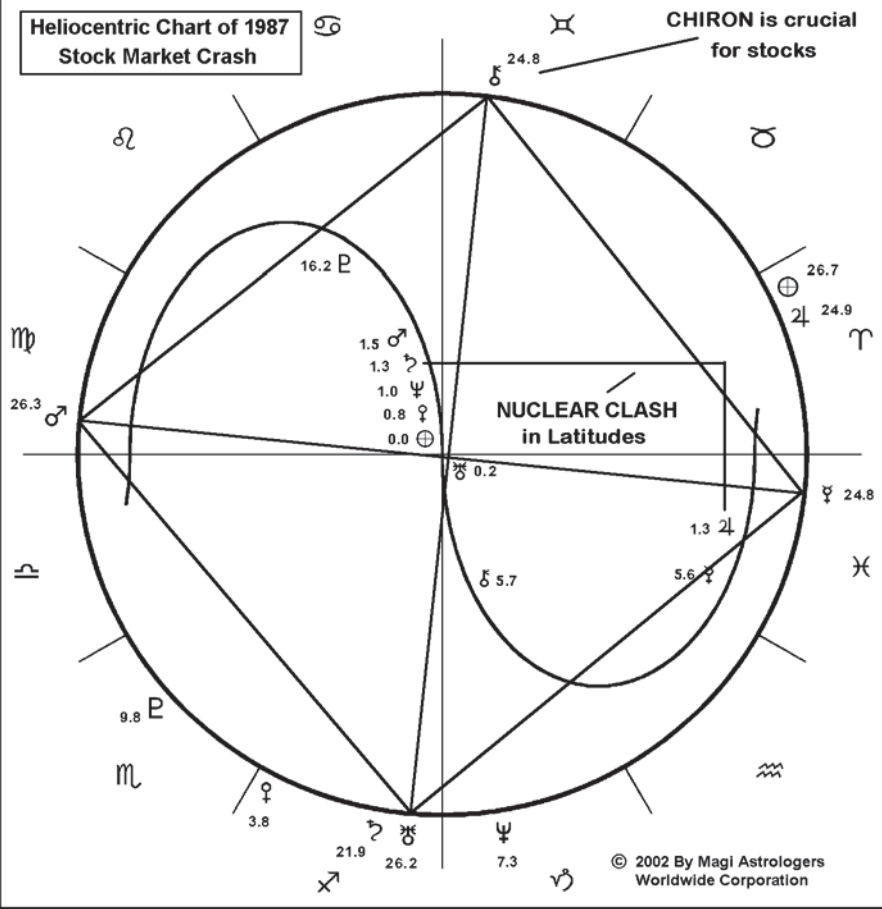
The planets give us signs of what is most likely to happen. During the CRASH OF 1987, the planets gave us a very obvious sign that a financial disaster could hit the world. But you would have missed this sign unless you were looking at the planets in HELIOCENTRIC ALIGNMENT, and unless you included CHIRON and the LATITUDES. Below is a Heliocentric Chart cast for the precise moment the US stock market reached its worst level during the 1987 crash. There was a Double Grand Cross and a Nuclear Clash during the Crash. Come to our website at

magiastronomy.com

and learn about recent ground breaking discoveries in the

ASTROLOGY OF STOCKS AND MONEY :

- What caused the dot.com boom and bust?
 - Why do stocks go up or down?
 - How to pick the best stocks!



MAGI SOCIETY®

Astrology of MONEY

(212) 867-2905

magiastronomy.com

for "pleasure" at your expense: enjoy. What choice do you have?

100% Historical Truth:

Fall Season- October 1929 the Dow 30 Index was 381 on MM 7/8th (Yellow) 386.72 fast reverse down MM Trading Line, so it fell lower.

100% Historical Truth:

The Dow 30 Index closed at (381), 4.8828 points below MM 7/8th 386.72 MM 7/8th.

In 1929, the Dow 30 Index was trading between MM 0/8th 250.00 and MM 8/8th 406.25: range 156.25 points. Each MM 1/8th = 19.53125 points.

Dow 30 Index 1929...Chart # 4.0

100% Historical Truth:

The all time high (381), from 1784 lows in Philadelphia, Pa, when it started at Murrey's Prime # .00305175.

100% Historical Truth:

The Robert Morris Family, from Philadelphia, Pa 1784 started trading for small profits, per trade, with China, when he took the ship The Empress of China, into Chinese ports full of US goods.

He had financed the war against England, by trading, not using Buy and Hold Trading Strategy.

The US stock market started trading and counting money in Philadelphia.

100% Historical Truth:

It moved to New York City, where they had to erect a Wall Street, to keep the liars, (CEO's) away from honest people, walking along Wall Street Wharf: Pier 30, on the south side of Manhattan.

1784 Cotton Production

Introduced to the Southern states

78.125 years later 1861 production stopped for War production.

Murrey's g.g.grandfather, Ethelbert Murrey born 1861 - died in Nashville 1937.

100% Historical Truth:

1864 Cotton Production

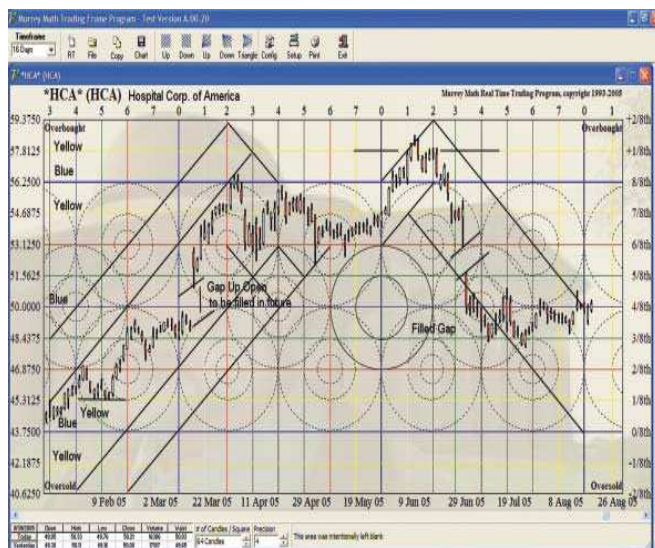
300,000 bales

Music City Money Maker: Murrey Math

Nashville, Tennessee

World's # 1 Cotton Trader Adelicia Acklen, since Cotton started trading.

She had three husbands, and ten children, and a 37,500 square foot home, on Music Row, across the street from Murrey's family's home, from 1936 to 1956, traded hundreds of thousands of bales



of Cotton and was paid \$ 765.625 in Gold gross profit, by the Roth Child Family in Paris, France and bought a home in Monte Carlo, when homes were worth \$12,500 on the ocean.

Adelicia Acklen knew Murrey's g.g.grandfather Thomas Porter Murrey, who was a rookie preacher in Nashville, during the Civil War.

She paid Northern Armies and Southern Armies to get Cotton out of New Orleans ports. You can bribe both sides (easier).

She had 75,000 acres of land in Mississippi and Tennessee. She had 750 slaves, until 1865.

1866 Cotton Production

Cotton... Chart # 5.0

Resumed and prices went up a Murrey Math Triple Double, plus an inverse 1/2, 1/4, 1/8th growth. It got up to 1.89 that year.

Murrey's Triple Double: Perfect Fractal

Start: 2.4414 Base minimum up move

1st Double: 4.8828 - 4.8828 cents

2nd Double: 9.765625

3rd Double: 19.53125

Start Base: 19.53125

1st Double: 39.0625

2nd double: 78.125

3rd Double: 1.5625

Inverse 1/2: 19.53125 = 1.7578125

Inverse 1/4: = 1.7578125 + 9.765625 = 1.85546875

Inverse 1/8th 1.85546875 + .048828 = 1.90429675.

The actual high was 1.89.

Result: Murrey's Mental Formula: set Muisic (progressive - Regression) called for highs to be 1.90429675 and it closed up at 1.89, which Murrey's high IQ was off by .01429675 of one cent: almost the square Root of (2). How do you "see" this?

1894 Cotton Production

9,901,000 bales

Price 05 cents (actually 4.8828 cents) Murrey Math Lines

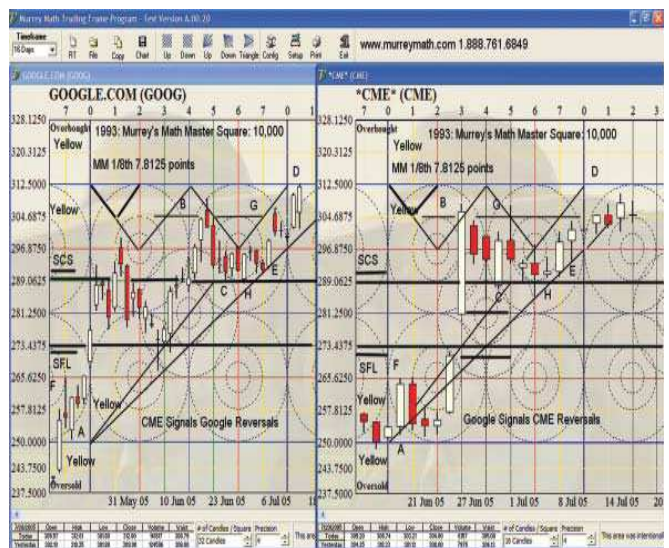
The Cotton Gin created by Eli Lily Corp

Southerners started saying, about cotton, "I wouldn't give you two cents for it."

Murrey's Prime # .00305175 x 2 x2 x 2 = .024414 cents for MM 1/8th.

100% Historical Truth:

The Romans never printed one sentence, about the man, who arose from the dead, until 43.75 a.d.



He preached 3.125 years and was on trial 90 days.

100% Historical Truth:

312.5 a.d. Jesus appeared to Constantine at the Battle of Milvian, and he won the battle and converted to Christianity.

100% Historical Truth:

380 a.d. Theodosius was crowned head of Roman Empire and went to kill 7,000 Nazar Christians at Thessalonica. The Church started 380 a.d.

100% Historical Truth:

64 a.d.

Roman Caesar Nero fiddled while Rome burned.

100% Historical Truth:

He had to appease the crowds, so he tried to kill all Nazar Christians.

100% Historical Truth:

Fibonacci Ratio: 38.2% and 61.8%

Roman Catholic Church started 380 a.d..

Fibonacci Ratio: 38.2% and 61.8%

Use with:

- 1) Planets, Sun, Moons in outer space,
- 2) Disease, or procreation,
- 3) Plant or mineral rotation.

Murrey's Perfect Fractal: .625 -.375

(Trade on Base ten)

Atlantis used 625 Units as Fractal Ratio

Gold..... Chart # 1.0d

Gold ran up + 625 points in one year.

It was trading inside Murrey's master Square: 1,000. It ran up from 250 to 875, which was up + 625 points.

Crude Oil..... Chart # 1.0e

Murrey's Square Root: $1.25 \times 1.25 = 1.5625$ predicts future reverses of bonds and crude oil or Interest Rates.

Crude Oil is trading inside Murrey's master Square: 100. Its last lows were 14.06 (+1.5625) above 12.50, so 62.50 added to 14.06, should top out at 76.5625 or 78.125.

New Orleans Levies broke on 17th Street.

The water leaked into city, which is situated minus 17 feet below sea level.

Use with: stocks,

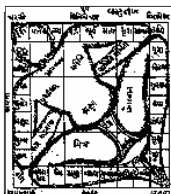
- 1) Bonds, Interest Rates, Gold, Silver,
- 2) Commodities or currencies,
- 3) Futures contracts or Options.

Romans promoted letters - math, so the illiterate traders (stayed) dumb. MMMV

100% Historical Truth:

Al-Gorisma: Arab (Moslem) 1250 a.d. genius math teacher, brought zero (0) from India and incorporated negative balances for Buy and Hold traders, who would leave wet camel dung in the belly of large ships, just to watch them catch fire, if they touched some damp water, on them, if it continued to

- SACRED SCIENCE INSTITUTE -



THE EARLIEST FINANCIAL ASTROLOGY MANUSCRIPTS

W. D. Gann, Fred White, Sepharial, Prof. Weston 1902-1930 .

A unique & unknown set of onion-skin manuscripts on financial astrology written in 1902, 1917 and 1929, the most advanced and important documents on astro-finance that we have ever seen. Subjects Include: Planetary Days & Hours, Elevations, Transits, Directions, The Parallel Aspect, Right Ascension, Nodes of the Moon & Planets, The Integration of Geocentric and Heliocentric Astrology in the Markets, Forecasting Markets with Examples from Wheat & Sugar, Indicators, Significators, The Radix, Transition Pints, Market Trends & The New Moon, The Volume Rule. Includes Membership In Research Salon. CAT#505 Hardcover 250p. \$999.999

Dan Ferrera's Brand New Trading Manual & Online Trading Forum! THE KEYS TO SUCCESSFUL SPECULATION

This course presents the first complete trading manual which will clearly teach anyone to successfully trade in any market, stocks, futures, or options, in any time frame, from day trading to long term trading, beginning with very limited capital, and is totally application orientated, specifically outlining a clear trading strategy incorporating all necessary principles of money management, charting, risk management, swing trading, signal generation, the use of options and much more. This new course should teach anyone, even a beginner to trade successfully!
INCLUDES MEMBERSHIP IN THE NEW FERRERA KEYS TRADING SALON!

NEW RAREST GANN READING LIST BOOKS

Marc Mellen

How To Play The Races & Win

Henry Casper - Pax Tecum

Peace & Relaxation Through Technique & Truth

- #476 Raphael's Pythoness Of The East.
- #477 Fred White, A Guide To Astrology (Version 1).
- #480 Fred White, The Adept: Journal of Astrology.
- #486 Paul Council, Your Stars And Destiny.
- #481 W. T. Foster, Sun Spots And Weather.
- #482 Gregorius. The Master Key Of Destiny.
- #483 Richard Lynch, The Path To Wisdom.

Stock Market Prediction: The Historical & Future Siderograph Charts & Software. Donald Bradley.

1948/2004. 57p. Text, 100p. Charts. The Planetary Barometer & How To Use It. Hardcover. Includes 100 Years of Siderograph Charts (1950-2050) & CD ROM with Siderograph Generating Software to create the Siderograph charts for any year. CAT#471 \$195.00
W.D. Gann's Mass Pressure Forecasting Charts. By Daniel T. Ferrera. 60p. Dan's new book decodes Gann's cryptic Mass Pressure Charts, & shows how to use them as a Forecasting Tool. Hardcover & CD w/ Mass Pressure Software. CAT#472 \$150.00

PLEASE SEE OUR WEBSITE OR CONTACT US BY EMAIL FOR DETAILS ON THESE BOOKS

WWW.SACREDSOURCE.COM EMAIL: INSTITUTE@SACREDSOURCE.COM (800) 756-6141

stay closed too long, in hot weather.

He set the Base Ten, to trading goods, out of Spain. Traders (1st) converted to Base Ten.

The Church defiled the zero, as work of the devil, since the illiterate could count to one million, in 3.125 seconds, against 3.125 minutes using Roman Numerals.

100% Historical Truth:

Al-Goisma with his Base Ten Math and Martin Luther with his Guttenberg Printing Press, copied from Venice, brought illiterate man toward education and started the revolution against ignorance and poverty.

The Saudi Royal Family mourned Prince Fahd's death recently. King Abdullah bin Abdel Aziz was passed the throne August 1st. Nashville has strong economic ties with the city of Riyadh, Saudi Arabia.

HCA and Joe M. Rodgers Co. from Nashville, Tennessee built the Royal Hospital in Riyadh 18.75 years ago. Murrey met Tommie Frist, # 14 most powerful businessman (class 2005) when HCA was (only) two double wide trailers (Clayton Homes) and three men and two women employees. Murrey knew Joe M. Rodgers years before he was appointed Ambassador to France as Ben Franklin and Thomas Jefferson.

HCA... Chart # 6.0

The US converted from the English pence - pound money system, to the Spanish Base Ten brought over to the West Indies in 1492: thanks Columbus.

Our US stock market moved up slowly, as boating corporations, and insurance companies were formed, to bond boats, coming back and forth across the oceans, against weather, pirates and acts of nature. Man has conquered Nature.

100% Historical Truth:

America funded by Roth Child Family through Queen Isabella from Spain, in 1492, to send ships to the Americas for plunder: sugar, gold, silver, rum, tobacco, and illegal drugs.

100% Historical Truth:

George Washington's brother traded with the Islands for all of the above.

Bill Clinton's brother traded them too.

100% Historical Truth:

The Dow 30 Index:

It went up, from its (zero) Murrey's (.305175) start, into Murrey's Master Square 100, then exceeded 250.00 and started trading in Murrey's Master Square 1,000.

In 1993 Murrey proved that all markets reverse off trading speed, from 1.5625 points or 12.50 points per MM Trading Octave, when the price is below 250.

Then, after it closes above 250, it moves up into the MM Master Square 1,000.

In 1993 Murrey proved that markets can (know ahead of time and price), when to speed up in price from 1.5625 and 12.50 in Murrey's Master Square 100, to 15.625 or 125 points, into Murrey's Master Square 1,000, or 19.53125 points or 156.25 points inside Murrey's Master Square 10,000.

Google and CME charts for math confirmation of MM Price Momentum Shift, out of one MM Master Square, into the next adjacent (one).

Google and CME...Chart # 7.0

These two markets were reversing off two sets of MM Trading Lines:

- 1) below 250,
- 2) and reversing off different MM Trading Lines above 250.

Prices below 250 these two (different) markets were trading at 1.5625 points or 12.50 points speed, then, as soon as it closed above 250, the price knew to speed up to 15.625 or 125 of 1,000.

You will see that both markets were reversing off the same MM Trading Lines and the same MM Momentum Lines and the same MM Speed Lines.

Ask your broker why two different markets reverse off all the same lines, with no regard to either corporation's value?

Ask them how they can speed or down just because it went up or down in price? Who has ever seen this (before)?

1927 October Fall - Winter Season: 125 geniuses from NYC went to Florida to spend the winter in the warm climate.

1927 W.D. Gann published his book, Tunnel Thru the Air, where he predicted The Fall of 1929 Crash, in the US stock market.

He measured it (the crash) as being 1500 years, of sin, to be completed, after the Romans killed so many Nazor Christians, up to the fifth Century.

In 1927, in NYC, a private group of geniuses, aligned with J.P. Morgan had amassed over \$22,000,000,000 in the Pujo Committee, to trade assets, which went down the "tubs" along with a man from Tennessee, who amassed over \$600,000,000 that "tanked" in 1929.

The Book of Thomas talked about the 1500 years, to pay, for man defiling its simple rules, issued earlier: it was over in 1929, finally.

In 1929 everyone was talking about "stocks" going up forever.

They (already) knew the market was up + 350 points or + 35%, and near 38.2% (38.2) or Fibonacci 38.2% inside Murrey's Master Square 1,000, but they wouldn't listen to W.D. Gann or Evangeline Adams, who predicted the exact day and high reversal of the US



stock market. But no one listened.

Gann, in 1927, predicted the exact low to be after the President talked on July 04, 1932. He missed by three days.

Everyone was stock trading "dead" by July 04 1932. "Why bother, it's still going lower." It took 3.125 years to "kill" The Buy and Hold Trading Strategy.

The young, rich trust fund "kid, who moved to the South" noticed: the "uneducated," the "poor" and envious, were drawn to finding out the "secret" to how these (125) men became so rich so fast, when everyone else was working 60 hours a week, for one dollar a day. They enjoyed the Florida sun at The Breakers in Dade County.

The rich parked their yachts alongside one another, in south Florida and partied like 1899: end of last Depression.

One young man, from a NYC "Trust Fund" Family, who had come south in 1878, in The Reconstruction, after The Civil War, to get into the cheap land and labor, had always humored, that most people will believe anything told them by the "rich."

He went from boat to boat and took a survey:

- 1) What makes you the most money?
- 2) What costs the least overhead?
- 3) What is the simplest "lie" the common man will believe?

The top 125 Trust Fund Families said that the common people believe in:

- 1) long term investing,
- 2) hard day's work,
- 3) and a short retirement and a fast happy death; children repeat it.

The rich kid formulated The Buy and Hold Trading Strategy, since the stock market was up almost + 300% since 1784.

The rich were getting ready to "short" all large stocks, since they enjoy buying anything at 50% off or lower.

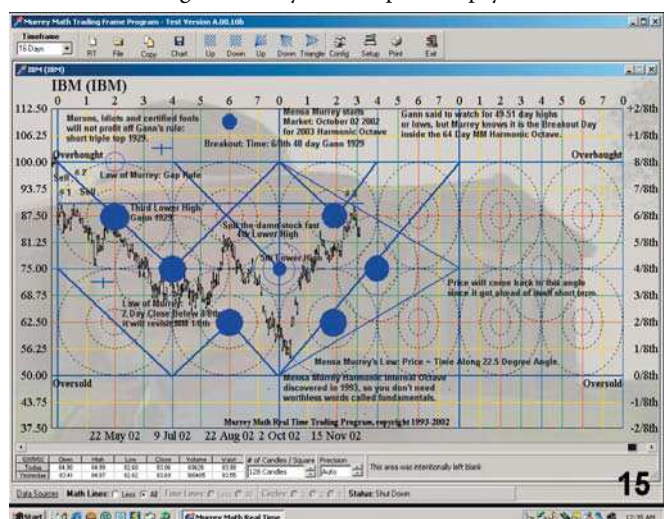
Several US stocks had gone up from 18.75 to up, over hundreds of dollars per share, with the price earnings ratios too high, but no one would listen.

The US and England produced goods faster, than consumers could afford. A perfect recession set up. They had started Inflation with high supply and prices.

Interest Rates:... Chart # 8.0

There were no "tight" laws, against borrowing from private, personal or corporate trusts, engaging in high profile business creations.

Loans were extended (out) faster, due to the land purchases in Florida, exceeding the ability for the poor to pay off the loans of



the rich.

The "rich" NYC Trust Fund Bankers, listening to the young Trust Fund kid, who had (already seen) that prices were way too high, for him to be able to live like his parents, without working.

He remembered the Black Tulip Crash in Europe, where the rich were "duped" into buying tulips that were up + 1875% above normal, so a Prince (teenager) in The Netherlands, somehow injected parasites, into the Black Tulips, so he could buy them down around 3.125 dollars per dozen. He created a crash.

This rich trust fund teenager from NYC, started telling all his "poor" friends that the road to wealth, is to buy stocks and hold on to them, till you retire or die, and your children will be rich.

Europe fell into the Black Tulip Trap, earlier, seeing the wealth pile up in the US in the 1920's along with oil, coal and gas exploration for the need for air conditioning and heating cars.

They believed that the stocks they were buying had underlying value.

The US stock holders fell into the trap.

Everyone believed in the long term Buy and Hold Trading Strategy.

The next 12 months the Dow 30 Index went up and touched 375 (MM) 3/8th.

Why would the rich want the "uneducated" to take a long term position in stocks, as they were moving toward all time highs?

The five richest men in NYC knew that selling against a stock makes faster profits, and since most US traders hate math, they cannot comprehend any formula past 8th grade math, they would not catch on to "shorting stocks" and making profits, as your stock drops in price.

100% Historical Truth:

October 1929: US President called five richest men to White House, three days after the 1st wave down Panic in the Wall Street Crash. They agreed to buy the top ten US stocks. The stock market went up for the next (6) days, within 2% of all time highs. Did anyone get out (up here)? No sir.

Then, these men loaded up on the short side, and made millions the next week, when they shorted, again, with no Long buyers, the market dropped like a rock: easy money. They laughed to the bank.

Today, only 6.25% of US investors know you make faster profits, going against the market (shorting).

It takes almost 30 days of training, to teach 30 people how to short stocks.

The average wage - earner, doesn't believe in making money by thinking.

So, when a genius shows a rookie trader, how to trade off three numbers, they move back to 8th grade math failure, where the teacher gave you a bad grade, for not providing your proof, even if you understood the formula. Those days are gone, forever. No math formula needed.

Use Murrey's Real Time Software Program, and type in your market's symbol, and trade off what is displayed on the screen.*

There are three rules to trade Murrey Math. They are the same for all markets.

Fibonacci Ratio 3/8th = 38.2%.

Murrey's Perfect Ratio = 37.5%.

Boston Tea Party: Taxation:

1773 December 17

US stock market set at zero, since all profits were returned to England, as a form of taxes, against (needed) consumable Ennigrams.

MM Time:

Forward from zero

El Nino" is set to 156.25 years, for one of its minor double helix complete rotations, from the bottom of the Pacific Ocean, from the Pacific Basin to its surface.

It is part of the great river flowing from the Artic Ocean to the bottom of the Pacific Ocean set to 12,500 year cycles.

156.25 years after 1773 comes out to be 1929.25.

October Fall Season 1773 to 1929 Fall Season was exactly + 156.25 years, or MM Time 1/8th in the sands of time and the future's Price 3/8th would be 375 or 382 perfect price in Time.

The rich teenager Trust Fund child, started telling his grand father, to start printing the Buy and Hold Trading Strategy, so the poor and uneducated would keep buying stocks from 1928 till the Dow 30 Index got up + 3/8th.

The average worker will take a loss of at least - 25%, before they (see) understand, that it will take a +50% run back up to get even. Down markets want to fall lower.

1929 Fall Season October "all time highs" created the Crash. New highs create crashes.

1929 the US President promised a chicken in every pot and a high school education for all Americans. Joke today.

No child left behind is worthless, if you go into any low income public school.

A genius from Texas, wrote a book in 1927, and told the trading world in NYC, that the market would crash in October 1929, and everyone in NYC laughed at him, for spoiling

the Buy and Hold Strategy of the rich from NYC. Who do you follow?

The man from Texas had read it in the Book of Thomas. Have you read it?

All time High - 1929 (381) and it took till 1954 or 25 years to get even, again.

Do you mean you would hold a - 3.125% "loser" that went down -81.25% over 3.125 years, just to get even in 1954? Everyone from 1929 was dead.

IBM.... Chart # 9.0

2000 to 2005

It went down - 81.25 points in 2 years.

The average person in 1929, lived to be 62.50 years old, so they were 40 years old when they had enough extra cash to buy stocks, so they were drop dead "losers" for following the rich and famous from NYC, who are always right till, 1954, 1972, 1987 and 2000. Will they ever get it?

The US stock market broke out higher, to new highs, in 1954, and this brought on the Breakout (higher) toward new highs, so all the people who fell for The Buy and Hold Trading Strategy, were falling into the Breakout (higher) to new highs (every time) theory.

Newspapers, newsletters, trading magazines, and "trading" talk shows, were touting the Breakout Theory in 1960's to work 87.5% of the time (for expected new and higher highs).

Historical Contradiction: Buy and Hold Trading Strategy

Five times since 1954, we have had higher highs, that resulted in sell offs of at least - 15.625%. So it don't always work, folks. Do the homework, please.

Short Version

If you double Murrey's Prime # .00305175, then double each double 15 times, you get Murrey's Master Square 100.

Murrey's Perfect Fractal Ratio: .625 - .375 had its decimal moved over two places and we know that all markets should fall, the 1st time, they reach + 3/8 or 382.

We know that 375 = 125 (1/8th) x 3.

We know that 125 is 1/8th of Murrey's Master Square 1,000.

We know that 1773 forward 156.25 years, which is the time length of El Nino' or 1/64th of 10,000 years = 1929 highs.

Inserted note of Logic:

Dow 30 Index Sept. 01 2005.

Brain Teaser:

What are the odds, that the Dow 30 Index would know El Nino' (156.25) the very day Murrey is completing this theorem?

MURREY MATH SUPPLIES

The MurreyMath Trading Frame software program will automatically decide for you if a market is Over Bought or Over Sold, and automatically display the Trading Strategy whenever the Daily Price Action

The MurreyMath Trading Frame Software

- All Gann Lines (8/8ths)
- All Vertical Time Lines
- All Squares in Time Lines
- Entry Price Points
- Set all Overbought/Oversold Lines
- Set 5 Circles of Conflict
- Set Parallel Momentum Lines
- Set Speed Angles (7)
- Set Learning Mode Data
- Present "Best Entry Price"
- Present Daily Volume differential
- Sell 50.0% of Position Price Points

PRICE \$1000.00

End-of-Day version includes: One Set of Software, Murrey Math Book, CD Learning Lessons & EMail Updates

Murrey Math Book
alone
\$78.00

60 Day Software Trial
& credit for full version
\$250.00

1-800-288-4266

www.tradersworld.com (order on-line)

We know that $1/64$ th of 1,000 = 15.625, so we add 375 plus 15.625 and we arrive at 406.25 and the high in the Dow 30 in 1929 was 381. It was 16.25 points above 375. Ted Williams hit 406.25 in 1941.

So, Price and Time moved up and to the right $1/64$ th by $1/64$ th and met at the same

point: 1929 and 375.

Finally, from 1929 forward, we had stalls forward at:

- 1) 1936,
 - 2) 1938,
 - 3) 1945,
 - 4) 1957,
 - 5) 1961,
 - 6) 1965,
 - 7) 1968,
 - 8) 1972, big hit down,
 - 9) 1981, oil,
 - 10) 1983,
 - 11) 1987, big hit down,
 - 12) 2000, big hit down,
 - 13) 200.....Really big hit coming this time: get OEX Puts.
 - 14) 1948 + 19.53125 years after 1929 great support up,
 - 15) 1968 + 19.53125 years after 1948 market fell off,
 - 16) 1987 + 19.53125 years after 1948 market tanked,
 - 17) 200? + 19.53125 years after 1987 sell off: what do you guess?
- 78.125 years into these next 156.25 years will be $1/2$ way.

All Price and Time want to back up and reverse at its midpoint in Price of Time (the 1st Time it gets there. You will be prepared to do what? Do you care?)

What are the odds the all time high of the US stock market "topped out" (+6 points) above MM 375 inside Murrey's Master Square 100 on Murrey's Perfect Fractal Ratio: 37.50%?

If this was luck, what about the 1932, July

04th lows (week)?

Dow 30 Index was 41.2 on July 08 1932 was the fall from 381 in October 1929.

When the Dow 30 Index fell from 381, it was up in Murrey's Master Square: 1,000.

After it closed below 250, it fell back down into its 1st of Murrey's Master Squares: 100.

37.50% or Murrey's Perfect Fractal Ratio of 100 is 37.50% or 37.50.

You guessed it (this time): the low reversal (July 08 1942) up, was off 41.2 (4.2 points off MM $3/8$ th at 37.50).

How could the "all time" high and low of the US stock market be already known back in 1773 with Murrey's Logic brought over to the US, to the Jamestown Colony, in 1602, by Sir David Murrey, who was a relative of Sir Robert Murrey, who was head of the government in the Isle of Man, who had been appointed by the King of England, and who was appointed as the 1st English Ambassador to The Ottoman Empire, in the 1500's, and who collected laws from the 144 Books of the Law of the Squares, which were destroyed, not long after Sir Robert Murrey stole them and took them back to the Isle of Man, and formulated The Book of Murrey, which entered The Jamestown Colony, in 1620, with Sir David Murrey, and forwarded to Nashville, Tennessee, 1796 on its way from The Wautauga Settlement in Jonesboro Tennessee in 1789, when our US stock market started at Murrey's Prime # .00305175. What math did your family pass down to you: random guess?

Query: This is great logic and everything you say if true, but how do it trade it? How do I apply it to my markets? I'm confused.

Answer: Request a "trial version" of The Murrey Math Real Time Trading System Software Program or our end of day software program, and "see" the correct extreme ranges between lows and highs: set to your "expected" MM Time Frame.

All markets have been running to one number (Murrey's) since December 17, 1773.

It is up to you to convert now.

You get our software "free" for 30 days, and back test it.

You don't need up - to - date data, if you don't believe in the "present."

100,000 "traders" all over trading world are looking at Murrey's (exact) numbers every day (now). Please join us. It makes us money, when you reverse with us: thanks.

SPECIAL STOCK MARKET REPORT 1 & 2

Here is a once in a lifetime deal that you certainly do not want to miss!

Hi, my name is Larry Jacobs, I am editor of Traders World magazine. I know that you are BOMBARDED with lame "market trading schemes" on the internet all the time. You probably get a new promise of wealth every few hours in your e-mail box. If you're like me you probably have deleted most of them at a glance. I have good news for you.

Mr. Ferrera, who has written several magazine articles for us, has put together a unique stock market report that clearly shows how two dominant long-term cycle patterns have predicted every major Bull & Bear Market for the past century. Mr. Ferrera then graphically projects this cyclic model 16 years into the future and then describes how the stock market is likely to unfold over the next 100-years!

In all my years at Tradersworld Magazine, I have never seen anything like this report! This information is absolutely invaluable for anyone that invests in the equity markets, whether it's on their own or through a company retirement plan. You Can See It Too...

In this report, you will literally "see" how and why the markets crashed in 1929 and then again in 1974. You will understand why the market basically traded sideways from 1932 to 1947 and 1974 to 1982. You will see why the stock markets topped in the year 2000 and what they are most likely to do until the year 2018.

The cost of the report 1 is \$29.95 and report 2 is \$59.95 and both come with a 30-day money back guarantee. To order call Traders World at 800-288-4266 or go to www.tradersworld.com.

There is substantial risk of loss in trading securities.